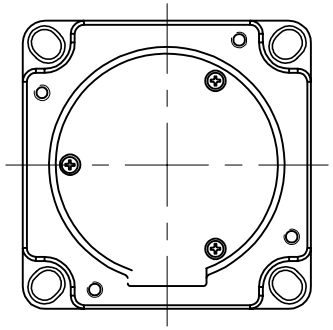

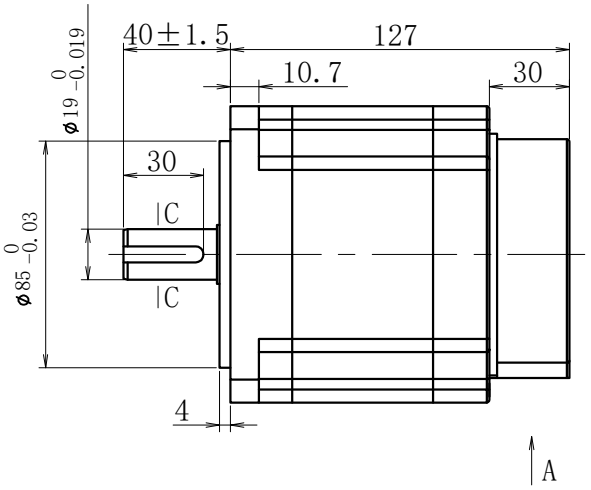

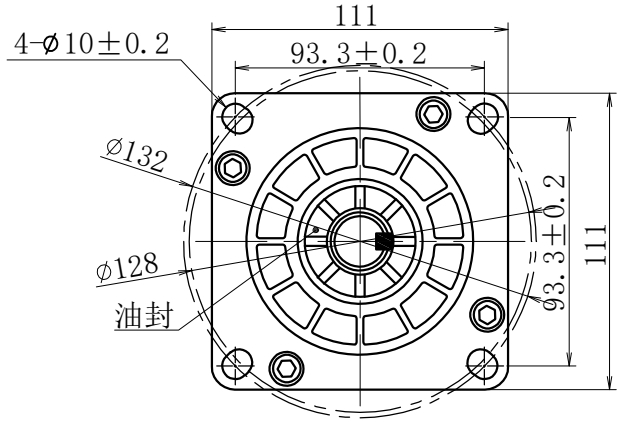

励磁顺序vs.旋转方向
Exciting Sequence vs. Direction of Rotation

CCW

STEP	U	V	W
1	+	−	
2		−	+
3	−		+
4	−	+	
5		+	−
6	+		−

(以三相通电为例)

CW

从安装面看为顺时针方向
Clockwise view from mouting side

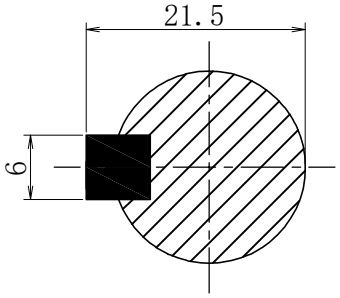

C-C(4:1)

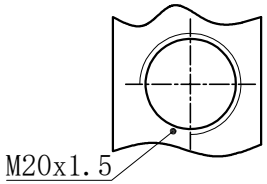

A向视图(1:1)

接线图/Wiring diagram

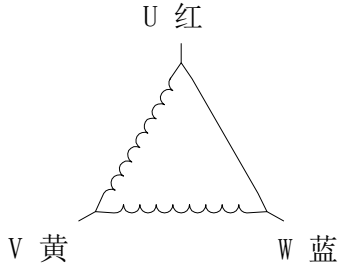

电气参数表

步 进 角/Step angle	1.2° ±5%
相 数/Phase	3 Phase
额定电流/Rated current	4.3 A
电 阻/Resistance	1.04Ω±10%/Phase (At 20℃)
保持力矩/Hold torque	8 N.m
绝缘等级/Insulation	B
转子惯量/Rotor inertia	6000 g.cm^2
重 量/Weight	5.0 Kg

版本	变更番号	变更内容	标 识	日 期
A		初版		

设 计		比 例	1:2	视 图
审 核		单 位	mm	
工 艺		版 本	A	
批 准		页 码	1/1	

110BM80-M

步进电机规格书

深圳锐特机电技术有限公司